

Hak en plak werkbladen

Naam: _____

Hak en plak

Hak en plak het woord


s o k
sok

b a l
bal

k i p
kip

Naam: _____

Hak en plak


Vul de ontbrekende getalen in 

m aa n
maan

b oo m
boom

Naam: _____

Hak en plak

Vul de ontbrekende getalen in 

k oe k
koek

t ie n
tien

h ui s
huis

Naam: _____


Hak en plak

Hak en plak het woord




s o k

sok




b a l

bal



k i p

kip



Naam: _____


Hak en plak

Hak en plak het woord




v i s

vis




b u s

bus



k a t

kat



Naam: _____


Hak en plak

Hak en plak het woord




m aa n

maan




b oo m

boom



z ee p

zeep



Naam: _____


Hak en plak

Hak en plak het woord




k oe k

koek




t ie n


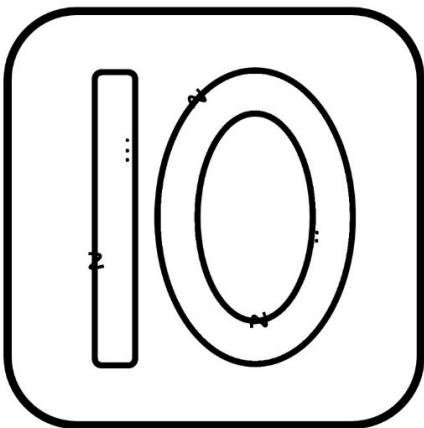


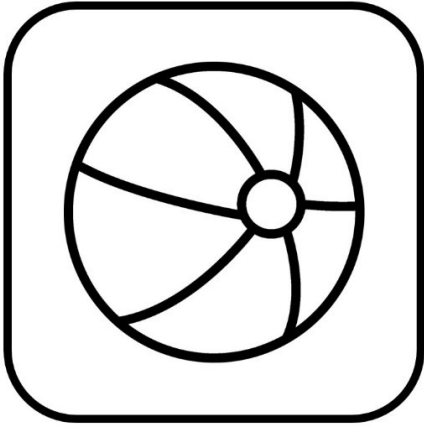




tien



h ui s

huis





Naam: _____

Hak en plak

Hak en plak het woord



Three circles for cutting out letters, with a rectangular box below for pasting the word.

A large empty rounded rectangular box for pasting the cut-out letters.

Three circles for cutting out letters, with a rectangular box below for pasting the word.

A large empty rounded rectangular box for pasting the cut-out letters.

Three circles for cutting out letters, with a rectangular box below for pasting the word.

A large empty rounded rectangular box for pasting the cut-out letters.