



Springen over de getallenlijn

Start op 14
en spring 2
plekken naar
voren.



Start op 7
en spring 1
plek naar
achter.



Start op 11
en spring 3
plekken naar
achter.



Start op 7
en spring 2
plekken naar
voren.



Naam: _____


Schrijf de sommen op



$\square + \square = \square$	$\square + \square = \square$
$\square + \square = \square$	$\square + \square = \square$
$\square + \square = \square$	$\square + \square = \square$
$\square + \square = \square$	$\square + \square = \square$
$\square + \square = \square$	$\square + \square = \square$
$\square + \square = \square$	$\square + \square = \square$



spring langs de getallenlijn



Vitleg

Gebruik deze kaarten als aanvulling voor de rekenhoek binnen het thema Lente/Pasen. Laat de kinderen de som met de getallenlijn uitrekenen en het antwoord op de kaarten te schrijven of het werkblad.


Je kan ervoor kiezen om de getallenlijnen de lamineren, zodat de leerlingen met een whiteboardstift erop kunnen schrijven of knip één van de konijnen uit en maak er een knijper van.

Er zijn in totaal 64 kaarten, zowel met de getallenlijn tot 10 als tot 20.


Tekst & vormgeving: Janina Folkersma
© 2023




Alle rechten voorbehouden. Niets uit deze uitgave mag worden vermenigvuldigd en/of openbaar gemaakt worden door middel van druk, fotokopie, microfilm, publicatie op internet, of op welke wijze dan ook zonder voorafgaande toestemming van de auteur/uitgever. Dit zijn aangekochte afbeeldingen van bovenstaande illustrator




Start op 7
en spring 2
plekken naar
voren.




Start op 1
en spring 2
plekken naar
voren.





Start op 9
en spring 1
plek naar
voren.





Start op 2
en spring 1
plek naar
voren.




Start op 4
en spring 5
plekken naar
voren.





Start op 1
en spring 6
plekken naar
voren.





Start op 6
en spring 4
plekken naar
voren.





Start op 5
en spring 5
plekken naar
voren.




Start op 8
en spring 2
plekken naar
voren.





Start op 3
en spring 2
plekken naar
voren.





Start op 6
en spring 3
plekken naar
voren.





Start op 1 en
spring 4
plekken naar
voren.




Start op 4
en spring 2
plekken naar
voren.





Start op 5
en spring 3
plekken naar
voren.





Start op 3
en spring 3
plekken naar
voren.





Start op 1 en
spring 7
plekken naar
voren.




Start op 8
en spring 3
plekken naar
voren.




Start op 8
en spring 8
plekken naar
voren.




Start op 9
en spring 9
plekken naar
voren.





Start op 8
en spring 4
plekken naar
voren.




Start op 13
en spring 2
plekken naar
voren.





Start op 14
en spring 2
plekken naar
voren.





Start op 9
en spring 3
plekken naar
voren.





Start op 10
en spring 4
plekken naar
voren.




Start op 15
en spring 1
plek naar
voren.





Start op 12
en spring 1
plek naar
voren.





Start op 10
en spring 5
plekken naar
voren.





Start op 9
en spring 4
plekken naar
voren.




Start op 16
en spring 3
plekken naar
voren.




Start op 11
en spring 3
plekken naar
voren.





Start op 10
en spring 8
plekken naar
voren.




Start op 8
en spring 7
plekken naar
voren.




Start op 5
en spring 2
plekken naar
achter.





Start op 10
en spring 2
plekken naar
achter.





Start op 9
en spring 1
plek naar
achter.





Start op 2
en spring 1
plek naar
achter.




Start op 4
en spring 3
plekken naar
achter.





Start op 6
en spring 1
plek naar
achter.





Start op 8
en spring 4
plekken naar
achter.





Start op 5
en spring 5
plekken naar
achter.




Start op 8
en spring 2
plekken naar
achter.





Start op 3
en spring 2
plekken naar
achter.





Start op 10
en spring 3
plekken naar
voren.





Start op 9
en spring 4
plekken naar
voren.




Start op 4
en spring 2
plekken naar
achter.





Start op 5
en spring 3
plekken naar
achter.





Start op 9
en spring 3
plekken naar
achter.





Start op 7
en spring 1
plek naar
achter.




Start op 7
en spring 2
plekken naar
achter.





Start op 9
en spring 2
plekken naar
achter.





Start op 3
en spring 3
plekken naar
achter.





Start op 8
en spring 4
plekken naar
achter.




Start op 13
en spring 2
plekken naar
achter.





Start op 14
en spring 2
plekken naar
achter.





Start op 9
en spring 3
plekken naar
achter.




Start op 10
en spring 4
plekken naar
achter.




Start op 15
en spring 1
plek naar
achter.





Start op 12
en spring 1
plek naar
achter.





Start op 10
en spring 5
plekken naar
achter.





Start op 9
en spring 4
plekken naar
achter.




Start op 16
en spring 3
plekken naar
achter.





Start op 11
en spring 3
plekken naar
achter.



Start op 10
en spring 8
plekken naar
achter.

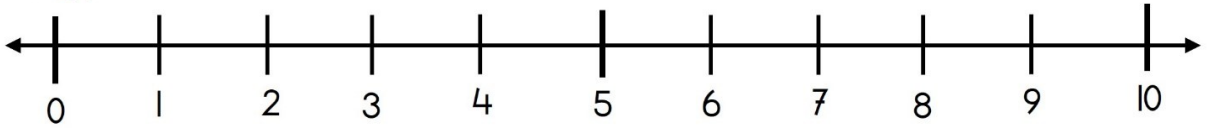


Start op 8
en spring 7
plekken naar
achter.

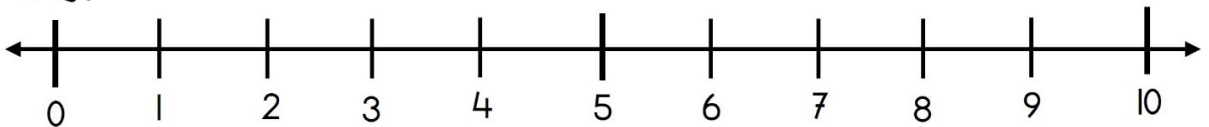




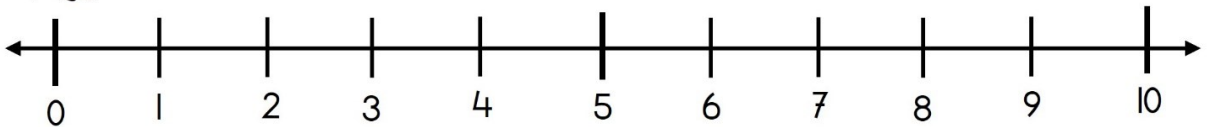
spring langs de getallenlijn



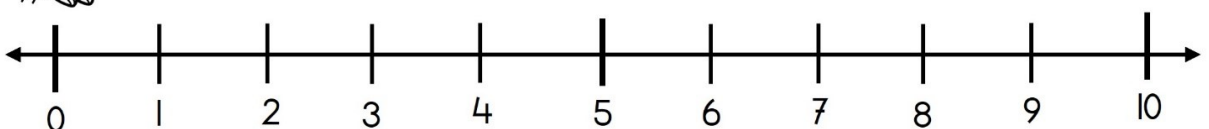
spring langs de getallenlijn



spring langs de getallenlijn

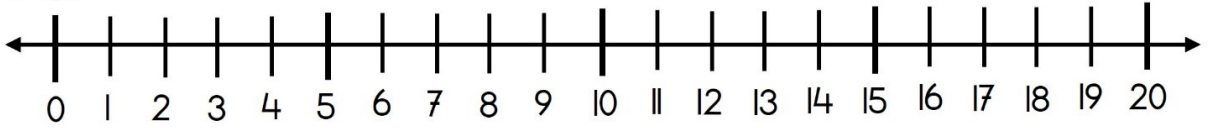


spring langs de getallenlijn

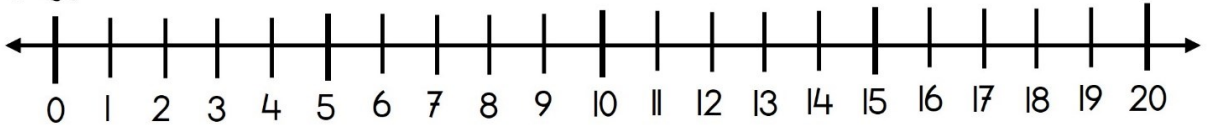




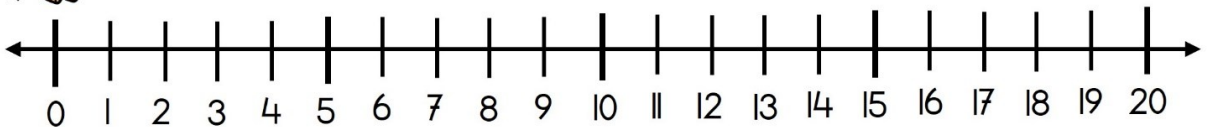
spring langs de getallenlijn



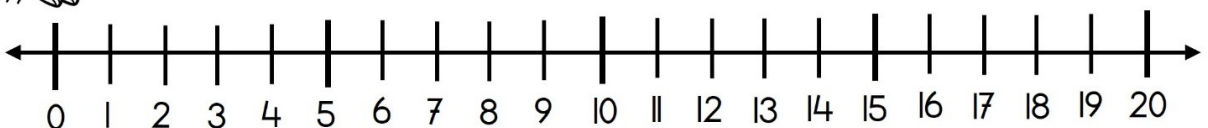
spring langs de getallenlijn



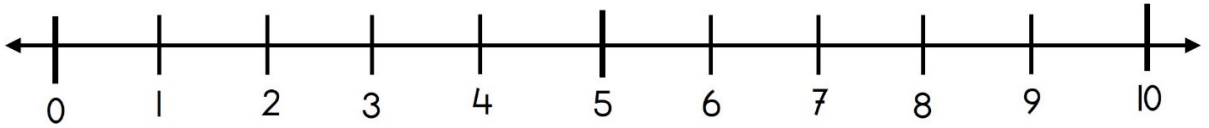
spring langs de getallenlijn



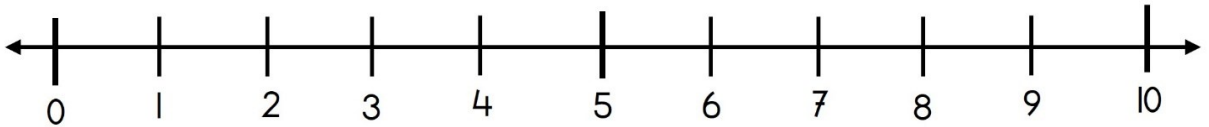
spring langs de getallenlijn



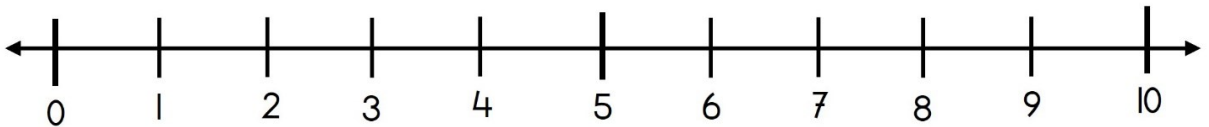
spring langs de getallenlijn



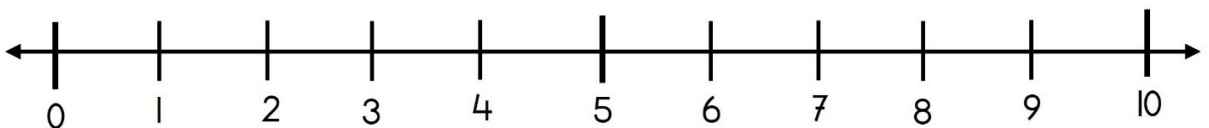
spring langs de getallenlijn



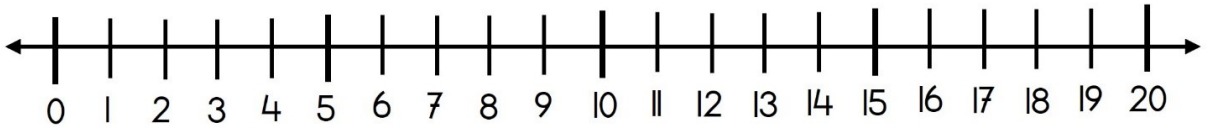
spring langs de getallenlijn



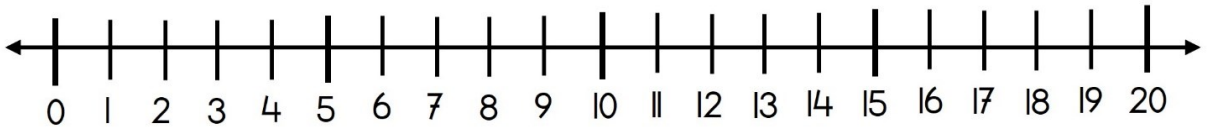
spring langs de getallenlijn



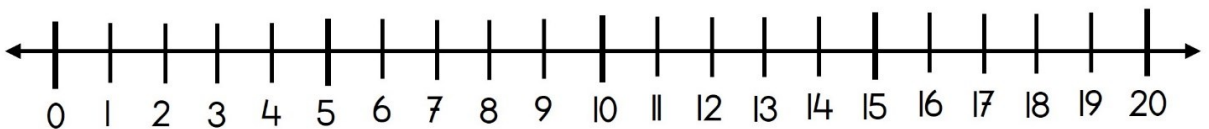
spring langs de getallenlijn



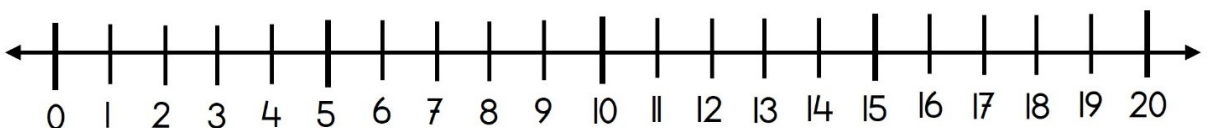
spring langs de getallenlijn




spring langs de getallenlijn



spring langs de getallenlijn



Naam: _____



Schrijf de sommen op

$$\square + \square = \square$$

$$\square + \square = \square$$

$$\square + \square = \square$$

$$\square + \square = \square$$

$$\square + \square = \square$$

$$\square + \square = \square$$

$$\square + \square = \square$$

$$\square + \square = \square$$

$$\square + \square = \square$$

$$\square + \square = \square$$

$$\square + \square = \square$$

$$\square + \square = \square$$

Naam: _____



Schrijf de sommen op

$$\square - \square = \square$$

$$\square - \square = \square$$

$$\square - \square = \square$$

$$\square - \square = \square$$

$$\square - \square = \square$$

$$\square - \square = \square$$

$$\square - \square = \square$$

$$\square - \square = \square$$

$$\square - \square = \square$$

$$\square - \square = \square$$

$$\square - \square = \square$$

$$\square - \square = \square$$

Naam: _____

Schrijf de sommen op



<input type="text"/>	<input type="text"/>	=	<input type="text"/>	<input type="text"/>	<input type="text"/>	=	<input type="text"/>
<input type="text"/>	<input type="text"/>	=	<input type="text"/>	<input type="text"/>	<input type="text"/>	=	<input type="text"/>
<input type="text"/>	<input type="text"/>	=	<input type="text"/>	<input type="text"/>	<input type="text"/>	=	<input type="text"/>
<input type="text"/>	<input type="text"/>	=	<input type="text"/>	<input type="text"/>	<input type="text"/>	=	<input type="text"/>
<input type="text"/>	<input type="text"/>	=	<input type="text"/>	<input type="text"/>	<input type="text"/>	=	<input type="text"/>
<input type="text"/>	<input type="text"/>	=	<input type="text"/>	<input type="text"/>	<input type="text"/>	=	<input type="text"/>

