

Rol en bedek



uitleg

Rol met een dobbelsteen en tel het aantal ogen. Bedek hetzelfde getal op je kaart.
Zorg ervoor dat je alle hartjes hebt bedekt.

Er zijn twee kaarten met de getallen tot 6 en twee met de getallen tot 12.

Ook is er een rol en kleur variant, waarbij de kinderen de hartjes moeten inkleuren.













Tekst & vormgeving: Janina Folkersma © 2023









Alle rechten voorbehouden. Niets uit deze uitgave mag worden vermenigvuldigd en/of openbaar gemaakt worden door middel van druk, fotokopie, microfilm, publicatie op internet, of op welke wijze dan ook zonder voorafgaande toestemming van de auteur/uitgever. Dit zijn aangekochte afbeeldingen van Whimsy Clips.



rol en bedek



rol en bedek



rol en bedek

11

3

8

4

12

8

10


5

7














10

9













6



rol en bedek



rol en kleur



rol en kleur

11

3

8

4

12

8

10


5

7



10

9


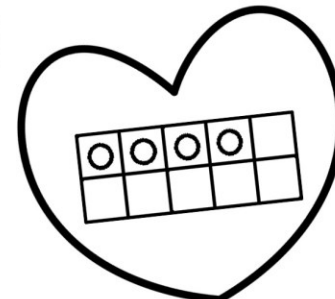






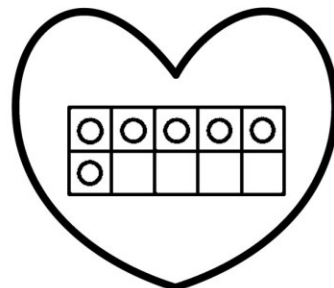




6






rol en kleur



rol en kleur



rol en kleur



rol en kleur

12

9

3

6

10

5

11

7

8

2

1

4

