

Bedankt voor het downloaden van het werkboekje 'Sinterklaas'. Aangezien er veel tijd zit in het maken ervan, zou ik het waarderen als je mij (@jufjanina) tagt als je het op je sociale media plaats.

Veel plezier!



Tekst & vormgeving: Janina Folkersma
© 2023



KATE HADFIELD
DESIGNS




Alle rechten voorbehouden. Niets uit deze uitgave mag worden vermenigvuldigd en/of openbaar gemaakt worden door middel van druk, fotokopie, microfilm, publicatie op internet, of op welke wijze dan ook zonder voorafgaande toestemming van de auteur/uitgever. Dit zijn aangekochte afbeeldingen van bovenstaande illustrators



Werkboekje

thema Sinterklaas



Naam:

de m van mijter

Kleur de plaatje in waar je de letter m hoort.



de s van sint

Kleur de plaatje in waar je de letter s hoort.



maak het woord

Stempel, schrijf of plak het woord.



sint



piet



paard




boek



staf

maak het woord

Stempel, schrijf of plak het woord.



boot



wortel



klomp



schoen



pak

beginklank

Welke letter hoor je vooraan? Omcirkel deze.



sint

t l s n



klomp

l k j p




paard

p b t r



wortel

l m f w



boot

b p h k

eindklank

Welke letter hoor je achteraan? Omcirkel deze.



piet

p l t k



wortel

s t j l



schoen

m u n r



boek

f l k t



staf

t f h s

zoek het woord

Omcirkel de letters van het woord.


sint

t

u e o

n s r

i f d h




piet

p

t o h i e

ee k

l b g s




boek

i

m oe

l r g k

n b h oo




staf

l

a r g v

k t n

e s m p f




paard

a a b r k a

v s oo g

e d h p




boot

m oo






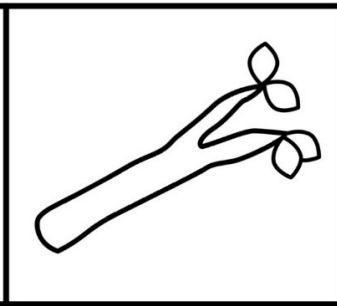


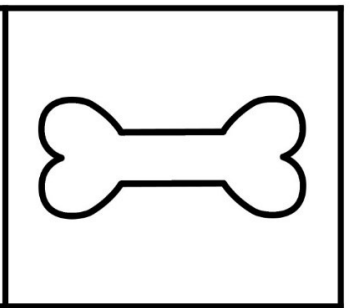







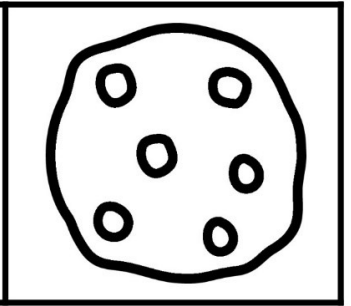
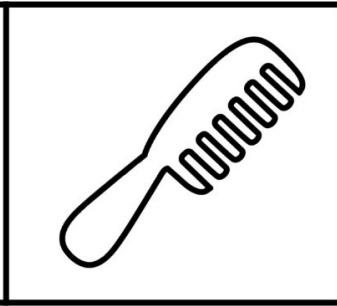


n v s k o t

a b g r d j



rijmen

Welke van de drie plaatjes rijmt? Kleur deze in.



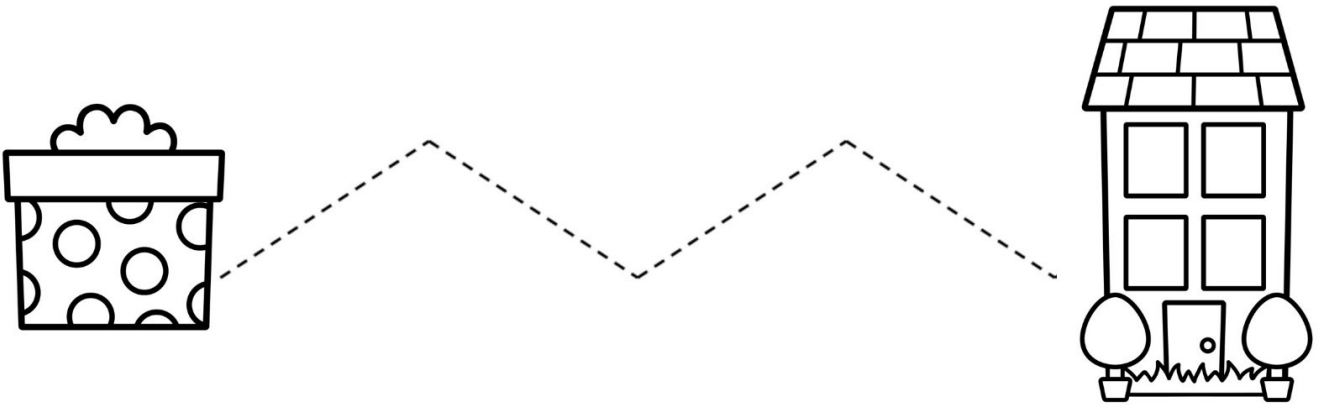
pakjes bezorgen

Trek de lijnen over.




pakjes bezorgen

Trek de lijnen over.



kleuren

Kleur binnen de lijntjes.




ontwerp een mijter


Teken hieronder de nieuwe mijter voor sinterklaas.

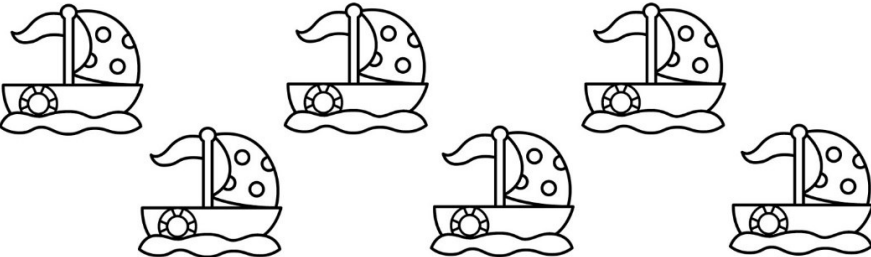



tellen

Hoeveel voorwerpen tel je? Kleur het vakje met het juiste getal.

	6	5
	2	4

	10	11
	9	12


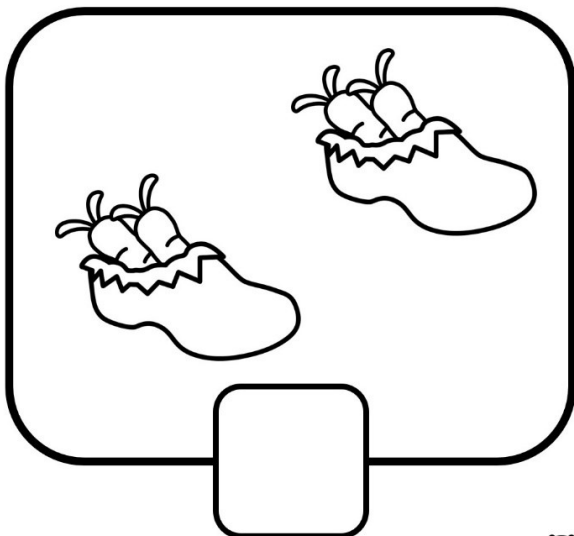



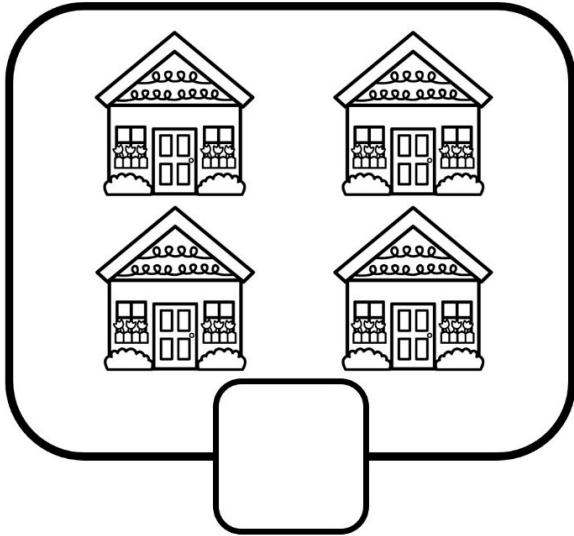
	5	6
	7	8

	2	1
	4	3

	7	5
	6	4






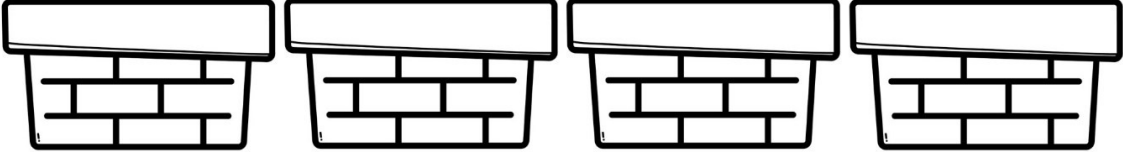








tellen

Hoeveel voorwerpen tel je? Schrijf het getal op.



tel en kleur


Tel het aantal ogen op de dobbelsteen en kleur het juiste aantal.


rangtelwoorden

Kleur het juiste kado in.

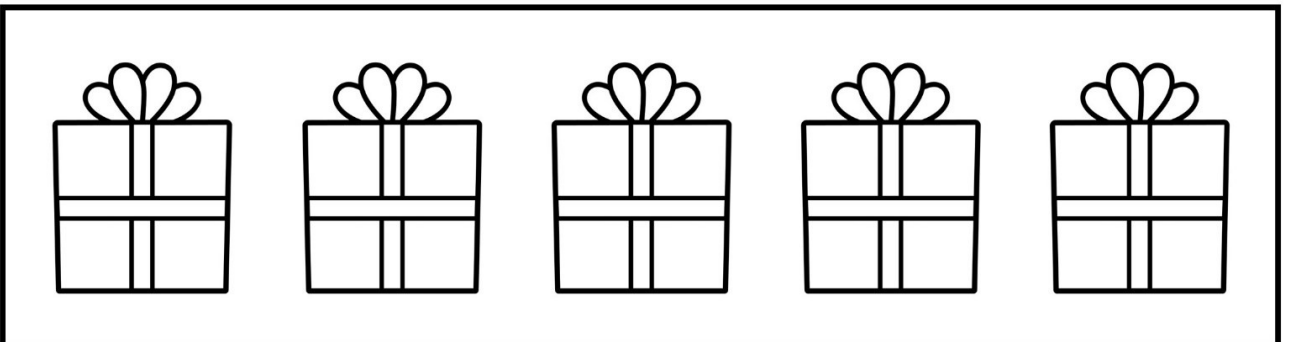
Kleur het 1^e kado.




Kleur het 4^e kado.



Kleur het 5^e kado.











Kleur het 3^e kado.











getallenrij





welk huisnummer mist er? Kleur dit getal in.

				3	5
				2	4

				3	2
				5	8



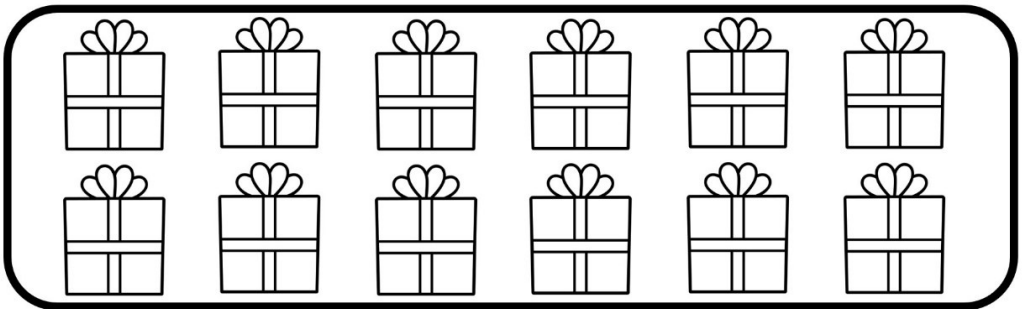
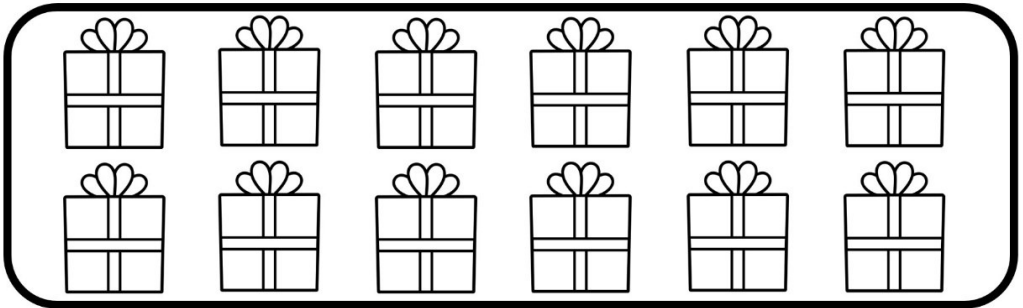

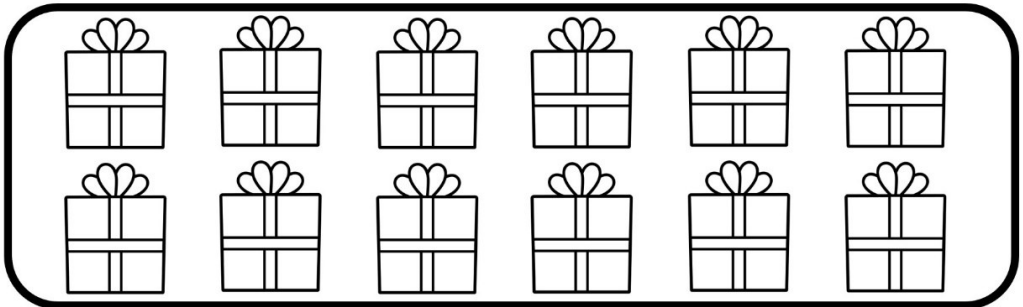
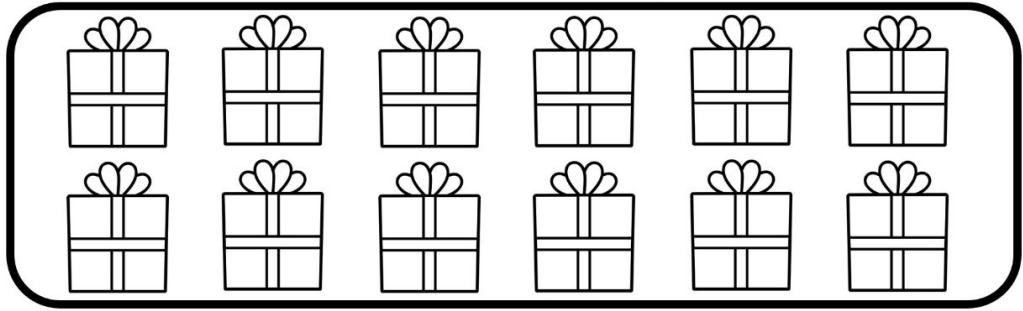

				6	4
				7	5

				1	5
				4	2

				5	4
				2	1


evenveel

Kleur evenveel cadeaus als de dobbelsteen aangeeft.



maak groepjes van 2

Ik heb groepjes van 2 pepernoten gemaakt.



vul aan

vul het aantal pepernoten als de hoeveelheid op de dobbelsteen aangeeft.

